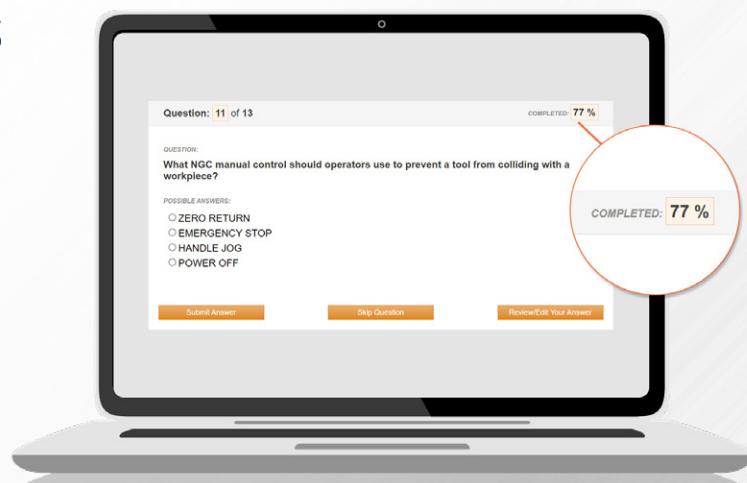




ASSESSMENTS A GUIDE TO GETTING STARTED

WHAT ARE THE STANDARD COMPONENTS THAT MAKE UP AN ASSESSMENT?

- Our assessments, in their basic form, are a class recommendation mapping tool.
- Assessments are created from a separate database of questions that map to global learning objectives of each Tooling U-SME class.
- All questions are multiple choice.
- Questions and answers are the same for every user, however the order of both is randomized.
- Assessments have an option to be proctored and timed.
- You can stop in the middle and save your place in an assessment.
- You should expect an average of 1 minute per question when students take an assessment.

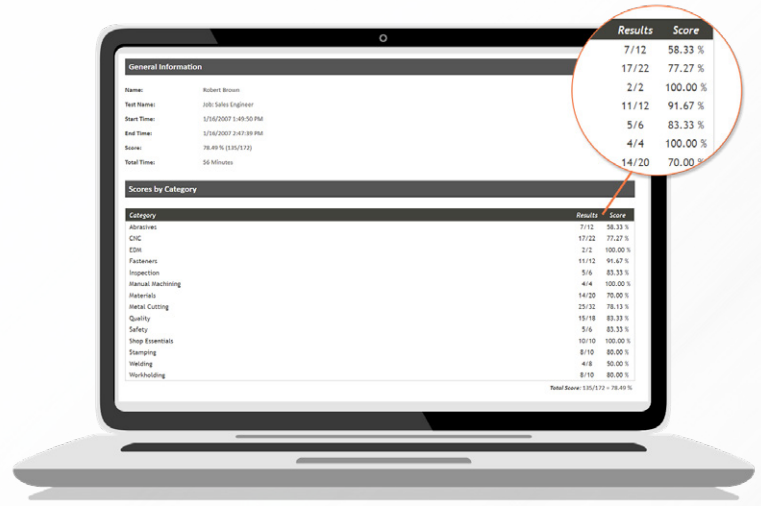


ASSESSMENTS A GUIDE TO GETTING STARTED

from Tooling U-SME

WHAT ARE THE STANDARD REPORTS IN THE ADMIN CENTER?

1. Tooling U-SME Testing Site Report lists all the online Assessments completed by your testers.
2. Tooling U-SME Testing Site Results -This report lists all the available testers who have taken an online Assessments. Select an Assessment from the drop-down list to generate the results report. Once an assessment is selected the report displays average scores, number correct and incorrect, and time spent. Clicking on the student's name will take you to the Online Testing history where you can see the results of all assessments taken.



- If a student incorrectly answers 1 question per class, that class will be recommended in the assessment results.
- Results are emailed to the student, administrator, and are available in the admin center.
- Classes recommended in the assessment results can be added directly to the student's class schedule if they have purchased a student subscription to our classes.
- Assessments results and admin center reports do not provide what questions the student got wrong or how they answered. They simply recommend classes, list the total correct, incorrect, the overall score, score summary for test sections if that is created as part of the test, and the start and end time.

Administration Center

Administration Center > Group Reports > Testing Site Results Report

Printable Version

Testing Site Results Report

Back to Group Reports

This report lists all the available testers who have taken online Comprehensive Assessments. Select an Assessment from the drop-down list to generate the results report.

Assessment: Job: CNC Operator Lathe

Apply Filters Reset All Filters

Filter Key

Page size: 20

Refresh Export to Excel

Tester	Test Group	Subscription ID	Correct	Incorrect	Score	Start	End	Time Spent	Email
Garman, Christa		1C1FFFC4E6	61	111	35.47 %	7/26/2006 3:21:06 PM	7/26/2006 4:12:48 PM	00:50:23	christa.garman@toolingu.com View Details
Keating, Tony	Mechanical Inspector	A55DE987ED	0	172	0.00 %	11/5/2010 1:29:55 PM	11/5/2010 1:34:33 PM	00:16:16	none@none.com View Details

Page size: 20

2 items in 1 pages

2 items in 1 pages

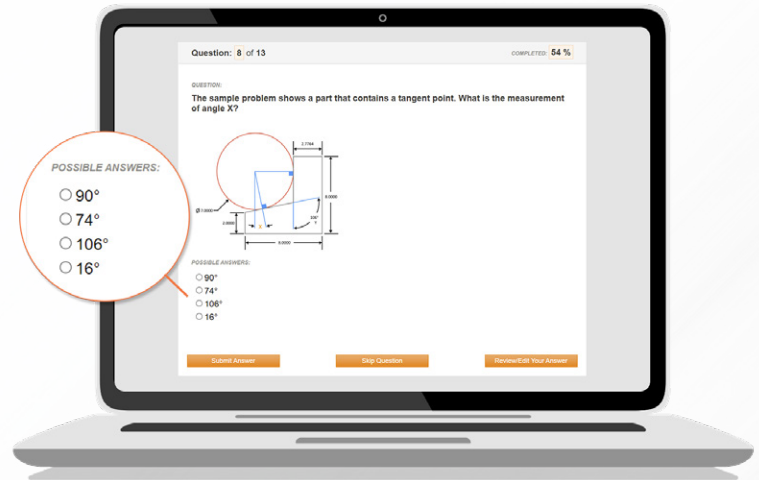
TOOLINGU | sme

ASSESSMENTS A GUIDE TO GETTING STARTED

from Tooling U-SME

OFF THE SHELF ASSESSMENT

- Off the shelf assessments are pre-built primarily by job role.
- They average 90 questions or less.
- When selecting or creating an assessment be aware of how long it will take a student to complete and plan accordingly.
- **They can NOT be edited.**



CUSTOM ASSESSMENT

- There are different levels of Custom assessments.
- They could be built based off a list of selected class titles with 1, 2, or 3 questions per class.
- Our content experts can work with you to write custom questions.
- You can write your own multiple-choice questions that we will load into the system.

HOW TO GET STARTED

Getting started is easy. Fill out this form and a training expert will connect with you to find the best solution for your training needs.

GET STARTED

